

It's solar.

It's a power station.

Introducing the S800 Solar Power Station.

Seeking ways to cut down on your monthly utility costs? Or looking to decrease the impact you have on the environment. To ensure it happens, we've designed this for you.

Our state-of-the-art S800 solar power station comes equipped with two industry-leading HJT panels, offering a cell efficiency of 21.99% and a 30-year performance guarantee. Built with a special fold-out black anodized aluminum frame that can be easily angled for the best incline with just two simple steps. Moreover, it arrives fully assembled, featuring a pre-installed microinverter and a 5 m connection cable, allowing for a speedy setup. Insert it into the nearest outlet and, with proper weather conditions, it will supply 800 watts directly to your home grid.

Cut your utility bills and carbon footprint with the ANKOK S800 solar power station, today.

Easy to install

- Fully assembled, ready to use
- Multiple mounting options
- Smoothly angled for optimal inclinations with only two straightforward steps
- Plug & Play

High productivity and reliability

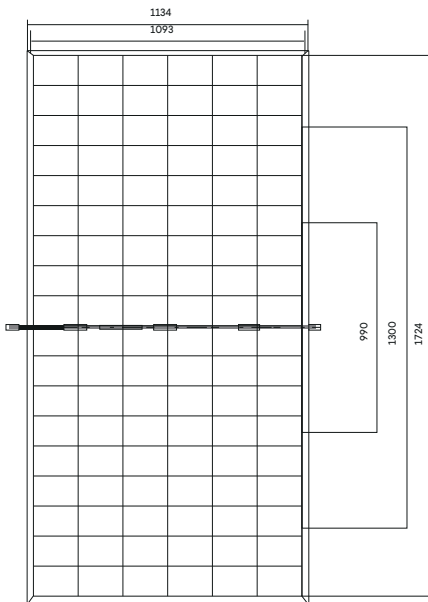
- Components from world-class brands
- Every single selected product goes through strict QC processes
- Featuring top-of-the-line HJT solar modules
- Boasts a cell efficiency of 21.99% and a 30-year performance guarantee
- The industry-leading pre-installed microinverter is covered by a 15-year limited warranty, and delivers up to 96.8% CEC peak efficiency.
- Microinverter compliance with VDE-AR-N 4105, IEC/EN61000, IEC/EN62109-1/2, EN50549-1/2019, TOR 2019, C10/11:2019, CEI 0-21 UTE C15-712-1:2013, VFR 2019



S800 Solar Module

Mechanical Specification

Cell Type	HJT 182*91mm
Frame	Black Anodized Aluminum
Cable	4mm ² (IEC), 12AWG(UL), 300mm
Junction Box	IP68, DC 1500V, 3 Diodes
Connector	MC4 Evo 2
Weight	24.5±0.5kg
Dimension	1724*1134*30mm



Electrical Characteristics (STC)

AM1.5, Irradiance: 1000W/m², Temperature: 25°C

P _{MAX} [Wp]	430
V _{OC} [V]	40.30
I _{SC} [A]	13.28
V _{MPP} [V]	33.54
I _{MPP} [A]	12.83
Module Efficiency	21.99%

Electrical Characteristics (BSTC)

AM1.5, Front Irradiance: 1000W/m², Back Irradiance: 135W/m², Temperature: 25°C, Wind Speed: 1m/s

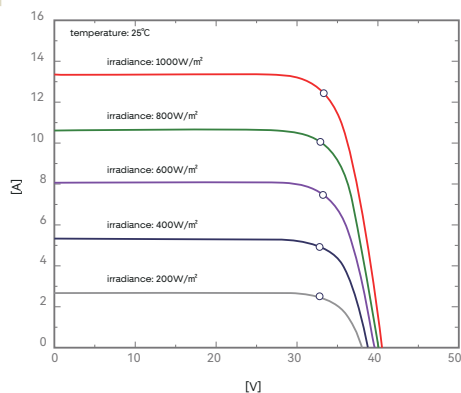
P _{MAX} [Wp]	476
V _{OC} [V]	40.30
I _{SC} [A]	14.67
V _{MPP} [V]	33.54
I _{MPP} [A]	14.18
Temperature Coefficient of I _{SC}	+0.04%/°C
Temperature Coefficient of V _{OC}	-0.24%/°C
Temperature Coefficient of P _{MAX}	-0.26%/°C

Installation Guide

Maximum System Voltage	DC 1500V
Operating Temperature	-40°C to 85°C
Maximum Fuse Rating	30A
Maximum Mechanical Load	Front 5400Pa, Back 2400Pa
NOCT	44±2°C
Safety Class	Class II
Grounding Electric Conductivity	< 0.1Ω

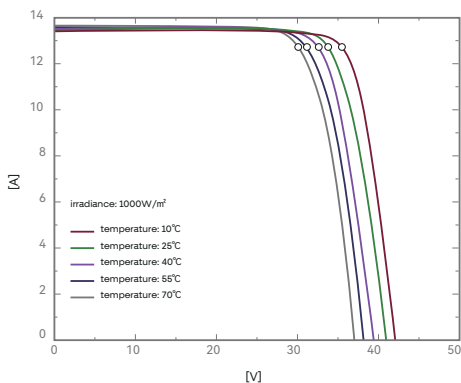
I-V Diagram

(Different Irradiance)



I-V Diagram

(Different Temperature)



S800 Microinverter

Input Data (DC)

Recommended Input Power Range (STC)	(180W-550W+)*2
Max. DC Input (V)	60V
Isc PV (Absolute Max.) (A)	25A
Operating Range (V)	16V-60V
Max. Input Current (A)	14A*2
MPPT Voltage Range (V)	22V-50V

Output Data (AC)

Normal Voltage (Vac)	220V/230V
Voltage Range (Vac)	189-260V
Current (Max. continuous) (A)	3.63A
Frequency (Hz)	50Hz/60Hz
Frequency Range (Hz)	47.5-52.5Hz / 57.5-62.5Hz
Power (Max. continuous) (W)	800W
Power Factor/Rated (default)	+/-0.90
Total Harmonic Distortion	<3%
Maximum Units Per Branch (12AWG Cable)	6 Units

Efficiency

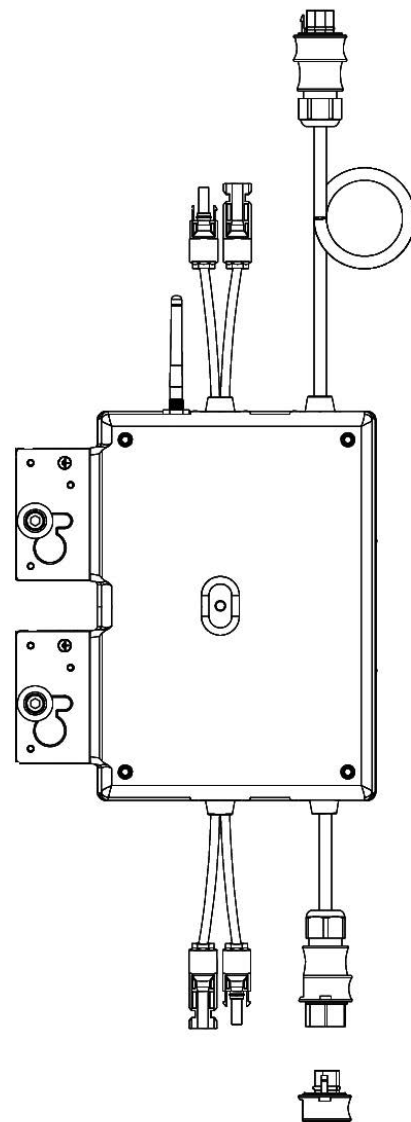
Peak Efficiency	96.8%
MPPT Efficiency	99.9%
Nighttime Power Consumption	<100mW

Features

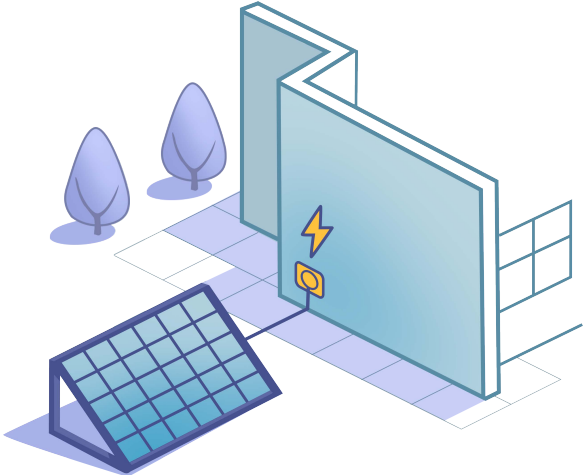
Communication	PLCC (Power Line Carrier Communication) / WiFi
Compliance	VDE-AR-N 4105, IEC/EN61000, IEC/EN62109-1/2, EN50549-1/2019, TOR 2019, C10/11:2019, CEI 0-21 UTE C15-712-1:2013, VFR 2019
Warranty	15-year limited warranty

Others

Ingress Protection	IP67
Protective Class	Class I
Temperature	-40°C to +65°C
Relative Humidity	0% - 98%
Overvoltage Category	OVC III (AC Main), OVC II (PV)
Inverter Isolation	High Frequency Isolated
Weight	4.1kg
Dimensions (W*H*D)	264mm*194mm*35.5mm



Get the highlights



Get the highlights

